

Scaled data based on original data using  
LM-79-08 Approved Method: Electrical and Photometric Measurements of Solid-  
State Lighting Products

Test Report Prepared for  
Cooper Lighting Solutions  
(formerly Eaton)

Brand: McGRAW-EDISON

Report Number: P271538

Luminaire Tested: **ISS-AF-1000-LED-E1-T3-7027**

Issue Date: 3/3/2020

**Test Information**

Test Method: LM-79-08  
Report Number: P271538  
TEST IS SCALED FROM IESNA LM-79-08 TEST DATA (P29759)  
Test Lab: INNOVATION CENTER-P2  
Issue Date: 3/3/2020  
Manufacturer: COOPER LIGHTING SOLUTIONS (FORMERLY EATON)  
Product Line: MCGRAW-EDISON  
Catalog Number: ISS-AF-1000-LED-E1-T3-7027  
Description: IMPACT ELITE LED QUATER SPHERE LUMINAIRE  
LIGHT SQUARE WITH ACCULED OPTICS-TYPE III  
Light Source: (16) 2700K CCT, 70 CRI LEDs  
Ballast/Driver: ELECTRONIC DRIVER

**Summary**

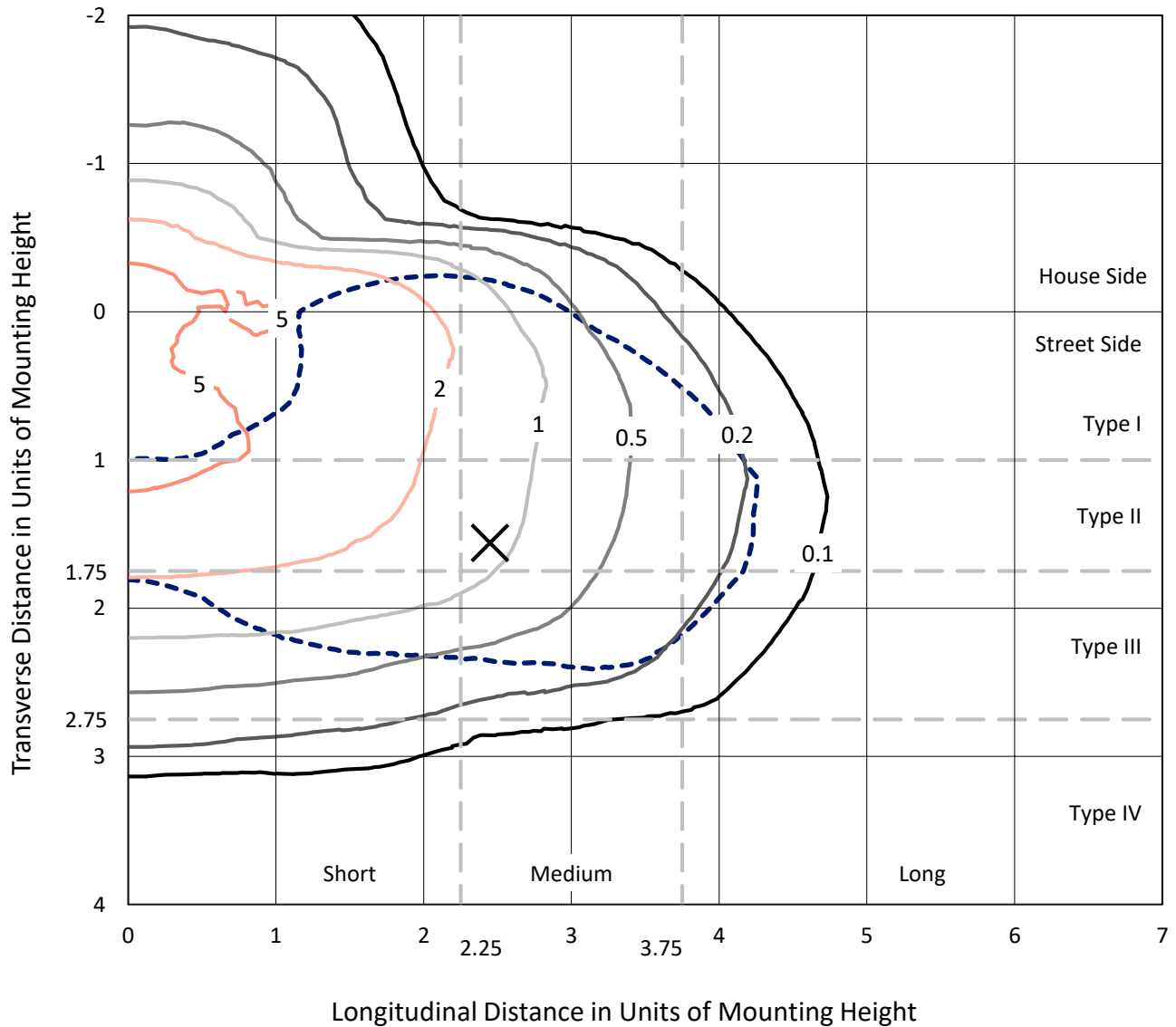
Lumens per Lamp: N/A  
Luminaire Lumens: 5021.3 lumens  
Efficiency: N/A  
Efficacy: 92.0 lumens/watt  
Luminous Opening: Rectangular (W 0.5' x L: 0.5' x H: 0')  
IES Classification: Type III - Medium - Semi-Cutoff  
BUG Rating: B1 - U0 - G1  
  
Input Watts (W): 54.6  
Input Voltage (V): 120  
Input Current (Ain): NR  
Voltage Rise (V): NR  
Power Factor: NR  
Total Harmonic Distortion (THDi): NR  
Frequency (hertz): 60  
Stabilization Time: NR  
Operation Time: NR  
Ambient Temperature (°C): NR  
Test Distance: 25 FT



REPORT NUMBER: P271538  
 CATALOG NUMBER: ISS-AF-1000-LED-E1-T3-7027

### Iso-Footcandle Lines of Horizontal Illumination

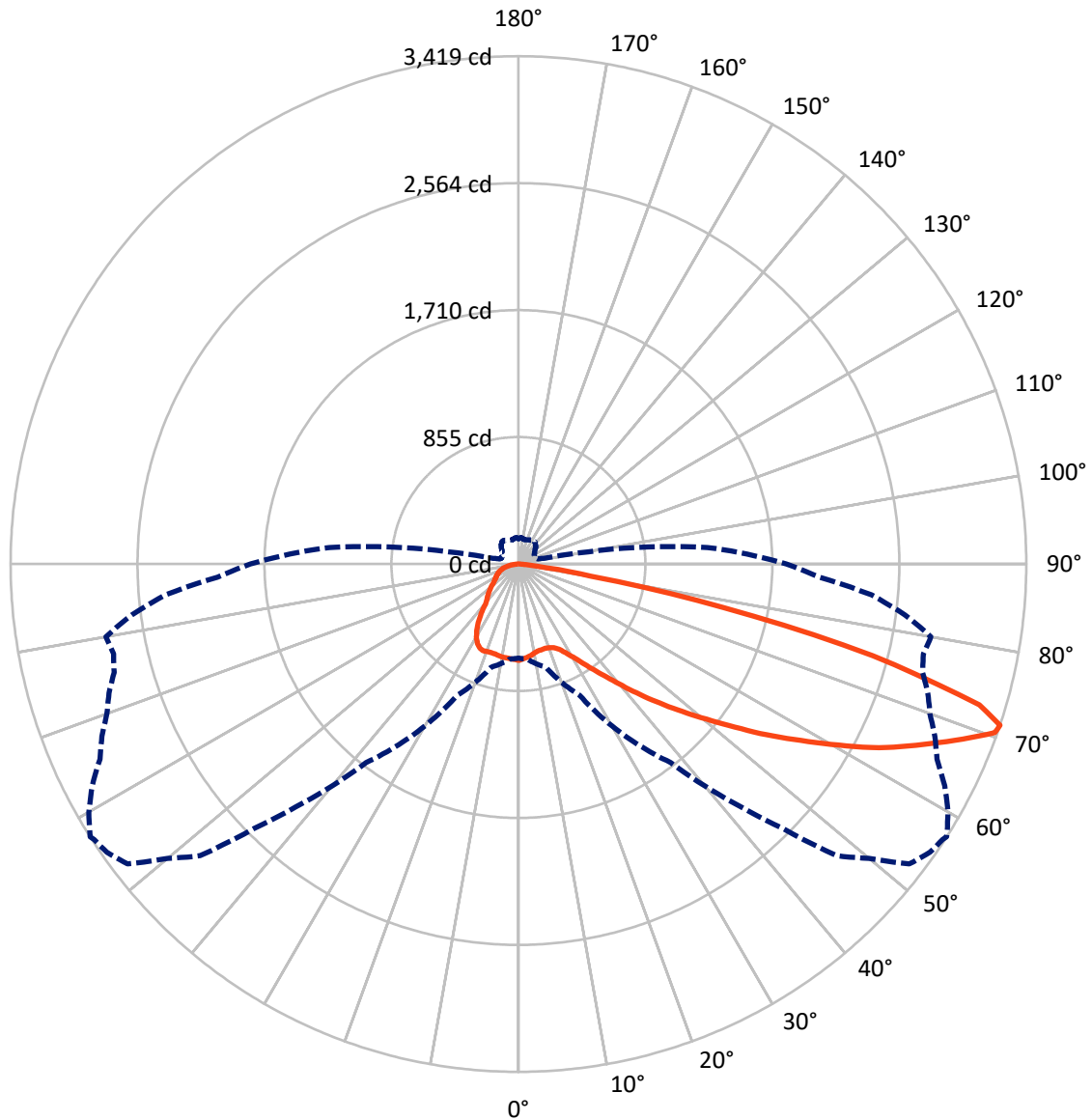
✕ Max cd  
 - - - 1/2 Max cd



Based on 10 foot mounting height. Maximum calculated value = 6.5 fc  
 Type III - Medium - Semi-Cutoff

REPORT NUMBER: P271538  
CATALOG NUMBER: ISS-AF-1000-LED-E1-T3-7027

### Luminous Intensity Polar Plot



— Vertical Plane Through 57.5-Deg Lateral    - - - Horizontal Cone Through 71-Deg Vertical

REPORT NUMBER: P271538

CATALOG NUMBER: ISS-AF-1000-LED-E1-T3-7027

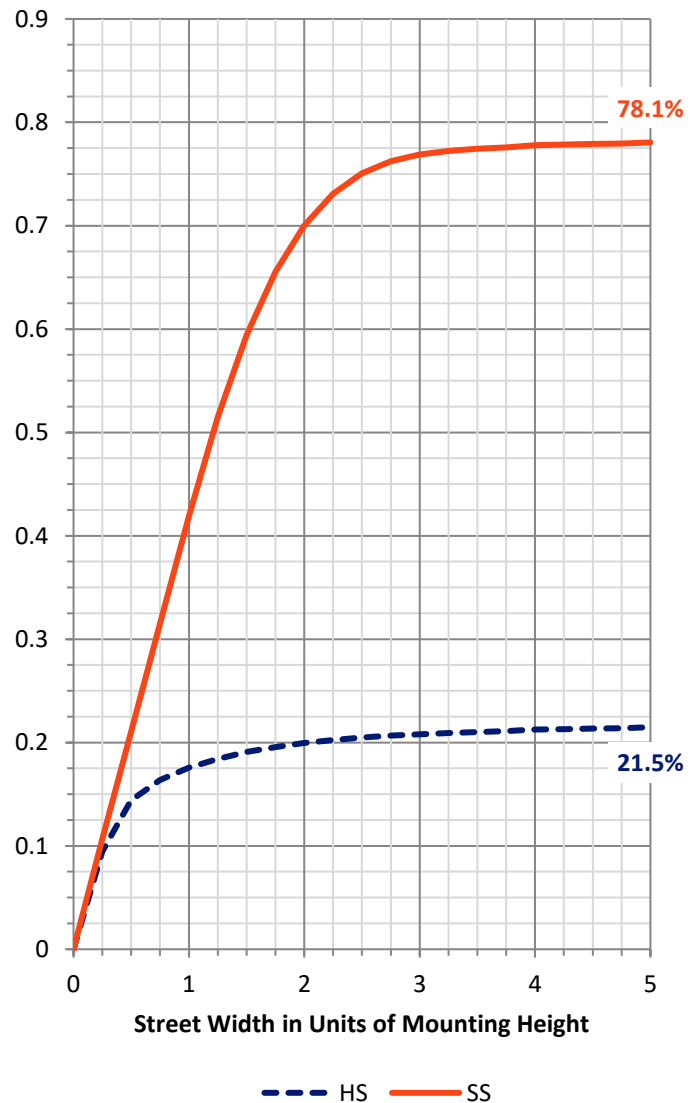
**FLUX DISTRIBUTION:**

		Downward	Upward	Total
<b>House Side</b>	Lumens	1093.2	0.0	1093.2
	% Fixture	21.8	0.0	21.8
<b>Street Side</b>	Lumens	3928.1	0.0	3928.1
	% Fixture	78.2	0.0	78.2
<b>Total</b>	Lumens	5021.3	0.0	5021.3
	% Fixture	100.0	0.0	100.0

**Coefficient of Utilization**

**ZONAL LUMENS:**

Zone	Lumens	% Fixture
0°-10°	61.0	1.2
10°-20°	175.9	3.5
20°-30°	292.0	5.8
30°-40°	464.9	9.3
40°-50°	755.2	15.0
50°-60°	1132.3	22.6
60°-70°	1350.9	26.9
70°-80°	729.6	14.5
80°-90°	59.4	1.2
90°-100°	0.0	0.0
100°-110°	0.0	0.0
110°-120°	0.0	0.0
120°-130°	0.0	0.0
130°-140°	0.0	0.0
140°-150°	0.0	0.0
150°-160°	0.0	0.0
160°-170°	0.0	0.0
170°-180°	0.0	0.0
0°-90°	5021.3	100.0
0°-180°	5021.3	100.0



REPORT NUMBER: P271538

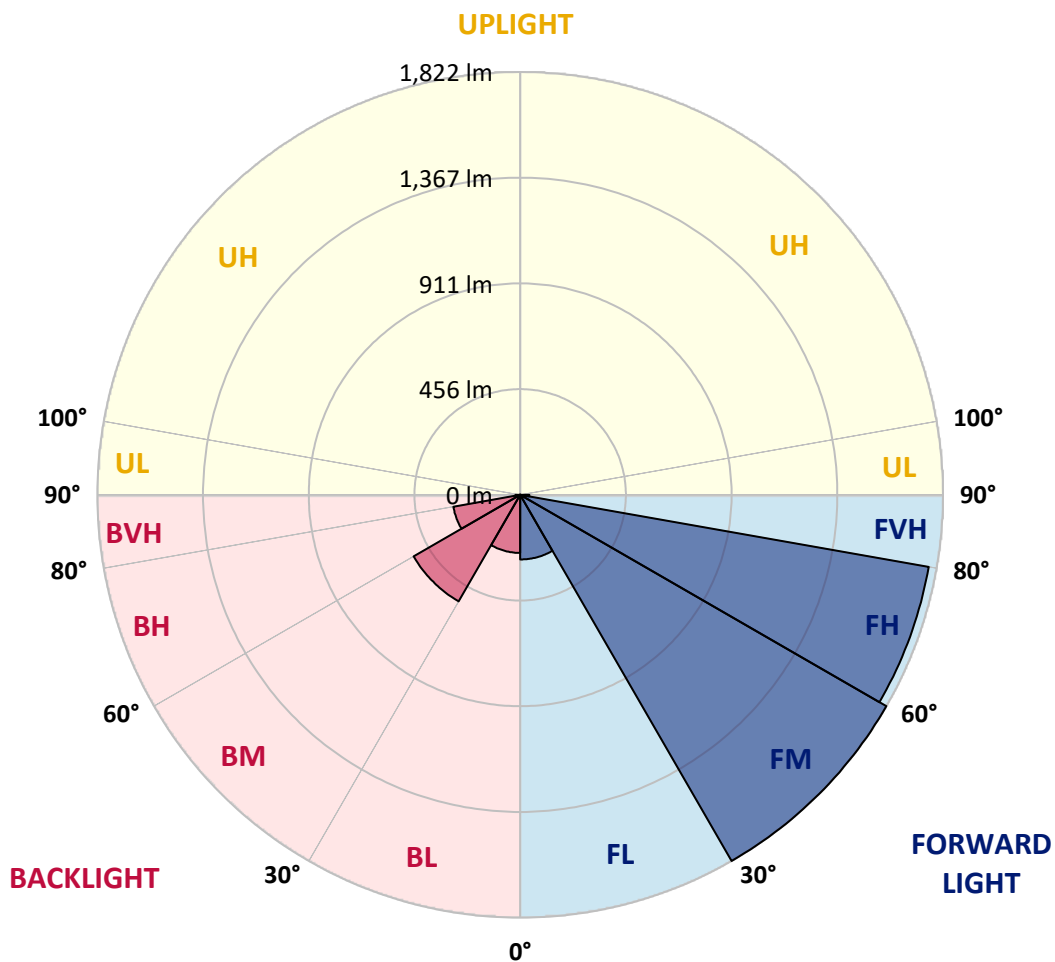
CATALOG NUMBER: ISS-AF-1000-LED-E1-T3-7027

**LUMINAIRE CLASSIFICATION SYSTEM LUMEN TABLE AND BUG RATING:**

Zone		Lumens	% Fixture	Zone Rating/Lumen Limit		
				B	U	G
FL	(0°-30°)	278.6	5.5			
FM	(30°-60°)	1822.4	36.3			
FH	(60°-80°)	1788.0	35.6			G1/1800
FVH	(80°-90°)	39.1	0.8			G1/100
BL	(0°-30°)	250.4	5.0	B1/500		
BM	(30°-60°)	530.1	10.6	B1/1000		
BH	(60°-80°)	292.4	5.8	B1/500		G1/500
BVH	(80°-90°)	20.3	0.4			G1/100
UL	(90°-100°)	0.0	0.0		U0/0	
UH	(100°-180°)	0.0	0.0		U0/0	

**BUG Rating: B1-U0-G1**

Type III Medium





REPORT NUMBER: P271538

CATALOG NUMBER: ISS-AF-1000-LED-E1-T3-7027

**CANDELA DISTRIBUTION (FULL):**

	0°	5°	15°	25°	35°	37.5°	40°	42.5°	45°	47.5°	50°
0°	648.7	648.7	648.7	648.7	648.7	648.7	648.7	648.7	648.7	648.7	648.7
2.5°	648.7	647.0	645.3	645.3	645.3	643.6	638.8	640.4	645.3	642.0	647.0
5°	647.0	643.6	642.0	642.0	642.0	637.1	635.4	633.8	643.6	635.4	642.0
7.5°	628.7	628.7	625.4	628.7	632.0	627.1	623.9	625.4	633.8	625.4	633.8
10°	615.5	612.1	610.5	610.5	613.8	607.3	603.9	607.3	617.1	607.3	618.8
12.5°	610.5	612.1	607.3	607.3	605.5	597.2	597.2	597.2	605.5	597.2	607.3
15°	618.8	617.1	612.1	608.8	603.9	597.2	595.6	597.2	603.9	593.9	605.5
17.5°	630.4	630.4	622.2	613.8	608.8	602.2	602.2	598.9	603.9	597.2	605.5
20°	660.3	655.3	643.6	630.4	617.1	613.8	607.3	607.3	610.5	603.9	608.8
22.5°	711.6	706.8	686.8	661.9	640.4	632.0	628.7	627.1	623.9	620.5	620.5
25°	779.7	771.5	748.2	718.4	681.8	675.3	668.6	663.6	652.0	652.0	643.6
27.5°	852.7	844.5	819.5	786.4	741.6	731.6	723.3	716.7	696.7	696.7	681.8
30°	935.7	925.7	895.9	859.4	807.9	804.6	793.0	783.1	756.6	754.8	734.9
32.5°	1032.0	1018.6	988.8	940.6	885.9	887.5	869.3	862.7	827.9	829.6	802.9
35°	1141.4	1126.5	1096.7	1033.6	977.2	982.2	965.6	953.9	910.8	910.8	882.6
37.5°	1257.5	1257.5	1219.4	1146.3	1078.3	1089.9	1070.0	1058.5	1015.4	1021.9	977.2
40°	1386.9	1395.2	1353.7	1270.8	1201.1	1206.2	1191.2	1177.9	1126.5	1138.2	1089.9
42.5°	1523.0	1537.9	1501.3	1415.1	1337.1	1353.7	1328.9	1315.6	1260.8	1285.7	1229.3
45°	1720.3	1723.7	1655.7	1572.8	1508.1	1523.0	1488.1	1483.1	1415.1	1441.7	1385.3
47.5°	1844.8	1836.6	1786.8	1737.1	1698.9	1728.7	1697.2	1688.8	1610.9	1629.2	1549.5
50°	1929.4	1934.4	1896.2	1891.2	1897.8	1954.4	1949.3	1932.7	1839.8	1826.5	1727.0
52.5°	2005.7	1984.2	1977.5	2024.0	2095.4	2161.7	2188.2	2166.6	2065.5	2028.9	1932.7
55°	1992.5	1960.9	1995.8	2108.6	2249.6	2352.5	2355.7	2340.8	2249.6	2234.6	2130.2
57.5°	1902.9	1909.4	1980.9	2141.8	2380.7	2486.9	2505.1	2486.9	2412.2	2425.4	2339.2
60°	1778.5	1791.7	1904.6	2111.9	2485.3	2576.4	2584.7	2606.3	2556.6	2591.4	2531.6
62.5°	1592.7	1610.9	1755.2	2037.3	2412.2	2548.2	2624.6	2674.3	2664.4	2744.1	2712.5
65°	1463.2	1463.2	1604.2	1951.0	2340.8	2520.0	2634.5	2727.4	2740.7	2866.7	2855.2
67.5°	1222.8	1230.9	1352.1	1710.5	2254.6	2457.0	2629.5	2787.1	2866.7	3065.8	3075.8
70°	846.1	852.7	932.4	1221.1	1821.7	1994.1	2248.0	2505.1	2744.1	3044.3	3200.2
71°	633.8	642.0	720.0	973.9	1542.9	1685.6	1949.3	2216.4	2516.7	2906.6	3082.4
72.5°	310.3	315.2	391.5	625.4	1073.4	1255.9	1408.5	1664.0	1982.5	2428.7	2677.7
75°	144.4	146.0	162.6	225.7	409.8	487.8	555.8	720.0	917.3	1309.0	1610.9
77.5°	106.2	106.2	116.2	147.6	212.4	215.6	212.4	217.3	262.1	375.0	564.0
80°	78.0	78.0	84.6	99.5	141.0	141.0	136.0	137.7	132.7	137.7	155.9
82.5°	51.5	51.5	54.8	59.7	86.2	86.2	82.9	82.9	79.6	78.0	84.6
85°	29.8	31.5	33.1	28.2	36.5	34.9	31.5	34.9	33.1	29.8	36.5
87.5°	0.0	0.0	0.0	0.0	1.7	0.0	0.0	0.0	1.7	0.0	1.7
90°	0.0	0.0	0.0	0.0	0.0	0.0	0.0	0.0	0.0	0.0	0.0



REPORT NUMBER: P271538

CATALOG NUMBER: ISS-AF-1000-LED-E1-T3-7027

**CANDELA DISTRIBUTION (continued):**

	52.5°	55°	57°	57.5°	60°	62.5°	65°	67.5°	70°	72.5°	75°
0°	648.7	648.7	648.7	648.7	648.7	648.7	648.7	648.7	648.7	648.7	648.7
2.5°	640.4	645.3	645.3	638.8	643.6	638.8	642.0	637.1	642.0	633.8	643.6
5°	635.4	640.4	640.4	630.4	640.4	630.4	638.8	627.1	638.8	625.4	638.8
7.5°	622.2	633.8	633.8	620.5	632.0	622.2	632.0	620.5	630.4	615.5	632.0
10°	607.3	618.8	620.5	607.3	620.5	608.8	623.9	608.8	623.9	607.3	625.4
12.5°	597.2	610.5	613.8	598.9	615.5	600.6	618.8	602.2	618.8	600.6	622.2
15°	595.6	607.3	610.5	597.2	612.1	595.6	617.1	597.2	618.8	598.9	623.9
17.5°	597.2	607.3	610.5	595.6	610.5	597.2	615.5	598.9	618.8	600.6	623.9
20°	602.2	608.8	608.8	600.6	612.1	600.6	615.5	598.9	620.5	603.9	625.4
22.5°	617.1	618.8	618.8	612.1	618.8	610.5	622.2	610.5	625.4	612.1	632.0
25°	642.0	640.4	637.1	635.4	637.1	632.0	638.8	630.4	645.3	633.8	653.7
27.5°	685.1	678.5	675.3	675.3	673.5	675.3	675.3	671.9	678.5	675.3	688.6
30°	738.2	726.7	721.7	726.7	720.0	726.7	725.0	723.3	730.0	726.7	738.2
32.5°	807.9	788.0	784.7	794.7	781.3	793.0	783.1	788.0	793.0	796.3	802.9
35°	889.2	866.0	862.7	872.6	857.7	874.3	862.7	869.3	872.6	881.0	885.9
37.5°	985.4	957.2	952.2	965.6	945.6	963.9	947.4	967.1	962.3	973.9	978.8
40°	1101.6	1068.4	1056.8	1075.0	1051.8	1066.7	1050.2	1071.7	1066.7	1089.9	1094.9
42.5°	1244.2	1196.1	1184.5	1202.8	1168.0	1172.8	1159.6	1184.5	1181.2	1212.7	1217.7
45°	1391.9	1333.8	1317.3	1335.5	1295.6	1305.7	1285.7	1312.2	1310.5	1335.5	1355.5
47.5°	1556.1	1484.8	1463.2	1483.1	1435.0	1446.6	1426.8	1455.0	1456.6	1484.8	1504.8
50°	1727.0	1652.3	1624.1	1642.4	1597.6	1605.9	1586.0	1620.8	1619.1	1657.4	1672.3
52.5°	1912.9	1836.6	1814.9	1823.2	1770.2	1780.1	1763.6	1806.6	1796.7	1820.0	1849.8
55°	2118.6	2030.6	2005.7	2030.6	1967.6	1980.9	1959.3	1999.1	1982.5	2012.3	2020.6
57.5°	2329.2	2243.0	2223.0	2241.3	2181.6	2191.5	2163.4	2196.5	2183.2	2203.1	2216.4
60°	2553.3	2475.2	2455.3	2475.2	2417.2	2418.9	2370.6	2405.5	2385.7	2410.5	2405.5
62.5°	2767.2	2700.8	2695.8	2724.1	2651.1	2642.8	2584.7	2609.7	2581.4	2598.0	2578.0
65°	2949.8	2911.6	2918.1	2941.4	2876.7	2856.8	2790.5	2803.7	2762.3	2762.3	2737.3
67.5°	3188.6	3147.1	3147.1	3167.1	3085.8	3034.4	2943.0	2931.5	2863.4	2850.1	2792.1
70°	3387.7	3399.3	3386.0	3402.6	3306.4	3201.9	3080.7	3022.7	2933.1	2889.9	2821.9
71°	3316.4	3382.7	3405.9	3419.2	3339.6	3235.1	3108.9	3034.4	2948.1	2889.9	2816.9
72.5°	2992.8	3153.8	3244.9	3244.9	3255.0	3188.6	3067.5	2986.2	2888.3	2812.1	2744.1
75°	2096.9	2359.1	2476.9	2463.6	2549.9	2579.8	2589.7	2554.9	2500.2	2390.6	2342.5
77.5°	934.0	1230.9	1408.5	1410.2	1503.0	1584.3	1649.1	1717.1	1692.1	1639.0	1635.7
80°	212.4	384.9	492.7	497.8	582.3	657.0	701.8	769.8	778.1	701.8	658.6
82.5°	91.3	107.9	122.8	121.1	149.3	179.2	212.4	230.7	222.3	184.2	174.2
85°	38.2	49.8	53.1	49.8	61.4	68.0	79.6	81.3	94.5	84.6	89.7
87.5°	0.0	1.7	1.7	0.0	3.3	0.0	3.3	1.7	8.4	3.3	9.9
90°	0.0	0.0	0.0	0.0	0.0	0.0	0.0	0.0	0.0	0.0	0.0





REPORT NUMBER: P271538

CATALOG NUMBER: ISS-AF-1000-LED-E1-T3-7027

**CANDELA DISTRIBUTION (continued):**

	77.5°	80°	82.5°	85°	87.5°	90°	95°	100°	102.5°	105°	107.5°
0°	648.7	648.7	648.7	648.7	648.7	648.7	648.7	648.7	648.7	648.7	648.7
2.5°	637.1	645.3	637.1	645.3	640.4	645.3	643.6	645.3	637.1	645.3	635.4
5°	625.4	638.8	627.1	637.1	627.1	638.8	638.8	638.8	627.1	640.4	628.7
7.5°	615.5	630.4	615.5	630.4	620.5	632.0	632.0	637.1	623.9	638.8	622.2
10°	605.5	623.9	605.5	627.1	610.5	628.7	630.4	633.8	615.5	635.4	618.8
12.5°	600.6	623.9	602.2	623.9	603.9	628.7	630.4	633.8	613.8	638.8	617.1
15°	600.6	625.4	602.2	625.4	603.9	628.7	632.0	635.4	613.8	640.4	617.1
17.5°	600.6	625.4	605.5	627.1	607.3	630.4	633.8	637.1	617.1	640.4	620.5
20°	605.5	628.7	608.8	632.0	612.1	635.4	637.1	642.0	620.5	642.0	623.9
22.5°	617.1	637.1	620.5	642.0	627.1	645.3	647.0	652.0	635.4	653.7	638.8
25°	637.1	658.6	645.3	661.9	653.7	668.6	671.9	671.9	665.3	676.9	671.9
27.5°	678.5	695.1	685.1	700.0	695.1	706.8	706.8	708.4	713.3	716.7	721.7
30°	731.6	743.3	739.9	748.2	749.8	756.6	756.6	766.4	786.4	766.4	764.7
32.5°	802.9	809.6	811.3	814.5	821.2	826.2	832.8	844.5	861.0	814.5	799.6
35°	890.8	892.6	897.6	902.4	914.1	917.3	939.0	930.7	930.7	857.7	826.2
37.5°	987.1	987.1	1000.4	1000.4	1028.6	1030.3	1051.8	1008.7	983.8	889.2	842.8
40°	1108.1	1106.5	1121.4	1124.8	1162.9	1164.7	1161.3	1066.7	1013.6	897.6	834.4
42.5°	1236.0	1240.9	1260.8	1267.5	1295.6	1305.7	1264.2	1106.5	1026.9	892.6	806.3
45°	1375.3	1385.3	1410.2	1428.5	1458.3	1446.6	1347.1	1124.8	1012.0	862.7	751.5
47.5°	1527.9	1537.9	1557.8	1592.7	1605.9	1592.7	1415.1	1131.4	988.8	816.2	671.9
50°	1682.3	1698.9	1727.0	1776.8	1783.5	1750.3	1498.0	1156.3	970.5	768.1	580.7
52.5°	1856.4	1873.1	1906.2	1989.2	1972.6	1904.6	1596.0	1202.8	975.5	738.2	502.7
55°	2040.6	2063.8	2128.5	2209.8	2173.3	2067.1	1703.7	1270.8	995.4	706.8	416.5
57.5°	2234.6	2259.6	2344.1	2440.3	2369.1	2226.4	1813.3	1323.9	1005.3	642.0	321.9
60°	2427.1	2462.0	2571.5	2651.1	2540.0	2362.5	1911.1	1358.8	978.8	519.3	248.8
62.5°	2603.0	2659.4	2782.1	2825.3	2647.8	2448.7	1964.2	1333.8	871.0	358.3	200.7
65°	2727.4	2800.4	2880.1	2875.0	2627.8	2420.6	1924.5	1219.4	648.7	237.2	170.9
67.5°	2780.5	2848.5	2866.7	2782.1	2485.3	2296.1	1781.8	982.2	373.2	177.5	149.3
70°	2800.4	2858.5	2755.6	2551.5	2206.5	1990.8	1456.6	625.4	204.1	144.4	129.4
71°	2792.1	2820.3	2624.6	2385.7	2028.9	1803.3	1277.4	476.1	174.2	134.4	122.8
72.5°	2679.3	2639.5	2337.5	2072.1	1720.3	1491.5	993.7	300.2	142.7	121.1	114.4
75°	2189.9	2010.8	1720.3	1469.9	1171.3	937.3	539.2	154.3	114.4	104.6	99.5
77.5°	1431.7	1275.8	1036.8	842.8	640.4	486.2	220.6	106.2	91.3	87.9	86.2
80°	511.0	409.8	310.3	272.1	205.7	169.2	107.9	81.3	71.3	73.0	71.3
82.5°	144.4	132.7	114.4	106.2	93.0	91.3	69.7	61.4	56.4	59.7	58.1
85°	71.3	61.4	44.7	43.1	33.1	38.2	34.9	41.5	36.5	38.2	34.9
87.5°	5.0	6.6	1.7	5.0	0.0	5.0	6.6	8.4	1.7	6.6	5.0
90°	0.0	0.0	0.0	0.0	0.0	0.0	0.0	0.0	0.0	0.0	0.0



REPORT NUMBER: P271538

CATALOG NUMBER: ISS-AF-1000-LED-E1-T3-7027

**CANDELA DISTRIBUTION (continued):**

	110°	112.5°	115°	117.5°	120°	122.5°	125°	127.5°	130°	135°	145°
0°	648.7	648.7	648.7	648.7	648.7	648.7	648.7	648.7	648.7	648.7	648.7
2.5°	647.0	640.4	648.7	640.4	648.7	643.6	648.7	643.6	648.7	652.0	652.0
5°	643.6	632.0	647.0	638.8	648.7	640.4	647.0	642.0	650.4	653.7	657.0
7.5°	642.0	630.4	645.3	633.8	648.7	637.1	647.0	640.4	650.4	653.7	660.3
10°	640.4	625.4	645.3	628.7	647.0	635.4	647.0	637.1	648.7	652.0	653.7
12.5°	640.4	623.9	645.3	627.1	647.0	630.4	645.3	630.4	647.0	645.3	640.4
15°	642.0	620.5	645.3	623.9	645.3	625.4	643.6	623.9	640.4	635.4	632.0
17.5°	642.0	620.5	643.6	622.2	642.0	623.9	638.8	620.5	635.4	633.8	628.7
20°	645.3	623.9	643.6	628.7	643.6	625.4	637.1	620.5	632.0	622.2	602.2
22.5°	655.3	640.4	655.3	640.4	647.0	630.4	635.4	615.5	613.8	597.2	565.8
25°	678.5	671.9	668.6	650.4	645.3	623.9	617.1	593.9	585.7	560.7	517.6
27.5°	708.4	693.4	673.5	652.0	630.4	603.9	585.7	567.4	549.1	517.6	462.9
30°	728.3	706.8	665.3	635.4	595.6	573.9	542.5	522.5	496.0	456.2	403.1
32.5°	741.6	708.4	645.3	610.5	557.4	529.2	487.8	466.2	428.0	389.9	351.7
35°	744.9	701.8	618.8	580.7	511.0	479.4	424.7	401.5	365.0	338.4	323.5
37.5°	731.6	678.5	577.3	527.6	451.3	414.7	363.4	346.7	325.2	315.2	308.6
40°	705.1	633.8	512.7	454.5	376.6	348.5	321.9	321.9	310.3	305.2	293.7
42.5°	657.0	567.4	429.7	373.2	320.2	315.2	300.2	307.0	298.7	295.4	278.7
45°	582.3	472.8	346.7	313.6	288.6	291.9	282.1	288.6	283.7	282.1	262.1
47.5°	486.2	376.6	291.9	280.5	263.8	268.8	260.5	268.8	263.8	265.4	250.4
50°	388.2	305.2	258.8	252.2	240.6	243.9	238.9	247.2	245.6	252.2	243.9
52.5°	310.3	260.5	230.7	225.7	219.0	220.6	219.0	227.3	229.0	242.3	242.3
55°	257.2	223.9	207.4	205.7	199.1	200.7	202.4	210.7	217.3	233.9	242.3
57.5°	220.6	200.7	189.1	187.5	184.2	185.8	189.1	199.1	205.7	227.3	245.6
60°	194.1	182.4	174.2	174.2	170.9	174.2	177.5	187.5	195.8	220.6	238.9
62.5°	174.2	165.8	161.0	162.6	161.0	164.2	167.5	177.5	187.5	210.7	229.0
65°	155.9	150.9	147.6	149.3	149.3	154.3	157.7	167.5	175.9	197.4	220.6
67.5°	141.0	137.7	136.0	137.7	139.3	144.4	149.3	155.9	162.6	182.4	209.0
70°	129.4	126.1	126.1	126.1	127.8	132.7	139.3	142.7	149.3	170.9	195.8
71°	122.8	121.1	121.1	121.1	122.8	127.8	134.4	137.7	144.4	165.8	189.1
72.5°	114.4	114.4	116.2	114.4	117.8	119.5	126.1	129.4	137.7	159.3	180.8
75°	101.1	101.1	102.9	102.9	106.2	106.2	111.2	114.4	124.4	142.7	162.6
77.5°	89.7	89.7	93.0	91.3	91.3	87.9	94.5	97.8	106.2	124.4	144.4
80°	76.4	74.6	78.0	73.0	71.3	68.0	73.0	78.0	91.3	102.9	106.2
82.5°	59.7	54.8	56.4	51.5	51.5	48.1	53.1	54.8	63.0	74.6	81.3
85°	36.5	29.8	33.1	28.2	31.5	28.2	29.8	31.5	38.2	46.4	44.7
87.5°	8.4	5.0	6.6	1.7	5.0	0.0	5.0	1.7	5.0	1.7	0.0
90°	0.0	0.0	0.0	0.0	0.0	0.0	0.0	0.0	0.0	0.0	0.0



REPORT NUMBER: P271538

CATALOG NUMBER: ISS-AF-1000-LED-E1-T3-7027

**CANDELA DISTRIBUTION (continued):**

	155°	165°	175°	180°
0°	648.7	648.7	648.7	648.7
2.5°	655.3	653.7	655.3	653.7
5°	663.6	663.6	665.3	666.9
7.5°	665.3	668.6	671.9	670.2
10°	653.7	650.4	653.7	650.4
12.5°	635.4	632.0	635.4	635.4
15°	633.8	632.0	633.8	633.8
17.5°	622.2	613.8	610.5	608.8
20°	589.0	573.9	570.7	565.8
22.5°	542.5	520.9	514.3	509.2
25°	486.2	456.2	444.6	437.9
27.5°	424.7	394.9	383.3	383.3
30°	376.6	353.3	341.7	341.7
32.5°	341.7	328.5	320.2	321.9
35°	313.6	305.2	300.2	301.9
37.5°	295.4	282.1	270.4	270.4
40°	277.0	260.5	245.6	245.6
42.5°	260.5	243.9	233.9	232.2
45°	243.9	232.2	223.9	222.3
47.5°	235.5	225.7	217.3	215.6
50°	232.2	222.3	210.7	210.7
52.5°	235.5	227.3	205.7	205.7
55°	242.3	237.2	205.7	202.4
57.5°	235.5	227.3	207.4	202.4
60°	220.6	207.4	204.1	200.7
62.5°	210.7	197.4	204.1	202.4
65°	202.4	192.5	207.4	204.1
67.5°	194.1	184.2	207.4	200.7
70°	184.2	174.2	189.1	177.5
71°	179.2	167.5	179.2	169.2
72.5°	170.9	157.7	161.0	154.3
75°	154.3	141.0	137.7	136.0
77.5°	127.8	112.7	107.9	106.2
80°	97.8	87.9	87.9	82.9
82.5°	73.0	64.7	63.0	54.8
85°	38.2	29.8	25.0	25.0
87.5°	0.0	0.0	0.0	0.0
90°	0.0	0.0	0.0	0.0

(END OF REPORT)